



















Living Things and Their Habitats: Jane Goodall

Aim: To describe the process of reproduction and the life cycle of a mammal by exploring Jane Goodall's work with chimpanzees. I can explain what Jane Goodall discovered about chimpanzees.	Success Criteria: I can describe Jane Goodall's work with chimpanzees. I can explain why chimpanzees are endangered.	Resources: Lesson Pack Coloured paper as required Filming device such as a camera or tablet as required
	Key/New Words: Family tree, chimpanzee, Jane Goodall, life cycle, endangered, extinct.	Preparation: Jane Goodall Activity Sheet - 1 per child Advert Activity Sheet - 1 per child

Prior Learning: The children will have learnt about the life cycles of mammals in lesson 3.

Learning Sequence

	Who Is Jane Goodall? Introduce Jane Goodall using the information on the Lesson Presentation .	
	Jane's Work With Chimpanzees: Use the Lesson Presentation to describe Goodall's work with the Gombe chimpanzees in Tanzania.	
	Fact or Fiction? Children work in pairs to complete the differentiated Jane Goodall Activity Sheet . <i>Look for children who can identify facts about Jane Goodall.</i>	
	<div style="display: flex; justify-content: space-around;"> <div style="text-align: center;">  Match the statements to 'Fact' or 'Fiction'. </div> <div style="text-align: center;">  Match the statements to 'Fact' or 'Fiction'. Add two of their own statements and swap with a partner to match them up. </div> <div style="text-align: center;">  Create their own statements about Jane Goodall and swap with a partner to match them to 'Fact' or 'Fiction'. </div> </div>	
	Chimpanzees in Danger: Explain the fact that chimpanzees are an endangered species, and the threats they face in the wild using the information on the Lesson Presentation .	
	Asking for Help: Briefly describe the work of the Jane Goodall Institute, and the way it works to protect chimpanzees in the wild. Children work in groups to create an advert to ask for donations to the Institute. Children use the differentiated Advert Activity Sheet to plan their adverts. <i>Offer the children a choice of formats for their adverts. You may wish to let them create a poster, leaflet, television advert or radio advert. Look for children who can describe Jane Goodall's work and who can explain why chimpanzees are in danger of becoming extinct.</i>	
	<div style="display: flex; justify-content: space-around;"> <div style="text-align: center;">  Use prompts and suggested words and phrases to scaffold work. </div> <div style="text-align: center;">  Use prompts to scaffold work. </div> <div style="text-align: center;">  Work with no prompts or scaffolds. </div> </div>	
	Evaluation: Children work with another group to evaluate each others' adverts. Children use the prompts on the Lesson Presentation to give two good points and one suggestion for improvement for their adverts.	

Taskit

Playit: Children write a diary entry in role as Jane Goodall, describing the chimpanzee behaviour she observed.

Photographit: Children investigate the chimpanzee troop that Goodall worked with, and draw their family tree.

Observeit: Children find out what Jane Goodall discovered about how chimpanzees use tools. Can children make a model to demonstrate the way chimpanzees use tools?